


TURTLE LAYOUT GUIDE

Pattern Layout Key

right side of fabric



wrong side of fabric



batting



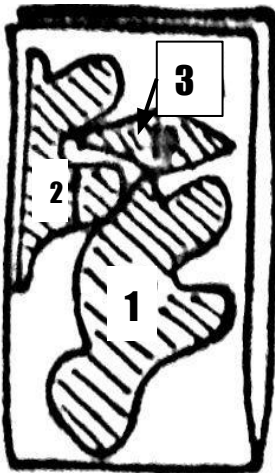
pattern piece with printed side facing up



FABRIC 45" (115 cm) OR 60" (152 cm) WIDE

FABRIC A:

SELVAGES

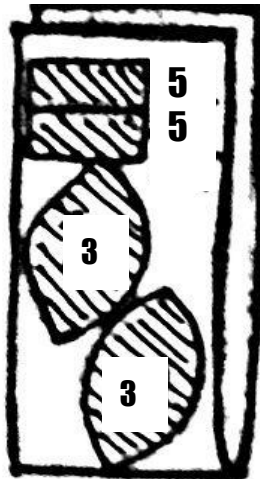


FOLD

TURTLE PIECES

FABRIC B:

SELVAGES



FOLD

SHELL PIECES

BATTING:

SELVAGES



FOLD

SHELL PADDING

NOTE: Piece #3, CUT 1